

Optional

• Connection kits

ZX.0663

gr. 200 / oz. 7.1

Connection kit from 70 bar-1000 psi fog module to h.p. polyamide pipe line \varnothing 12 mm



ZX.0316

gr. 370 / oz. 13.1

Connection kit for 60 bar-850 psi fog module to h.p. pipe line, complete with thermoplastic hose 1500 mm-59.1" and ball valve G 1/4" F-F.



ZX.0304

gr. 1610 / oz. 56.9

Connection kit from 70 bar-1000 psi fog module to h.p. pipe line, complete with h.p. hose 1500 mm-59.1", ball valve G 1/2" F-F and brass compression fitting 1/2" M- \varnothing 12 mm-0.47".



ZX.0310

gr. 1750 / oz. 61.8

Connection kit from 120 bar-1750 psi fog module to h.p. pipe line, complete with h.p. hose 1500 mm-59.1", ball valve G 1/2" F-F and zinc plated steel compression fitting 1/2" M- \varnothing 14 mm-0.55".



ZX.0123

gr. 1150 / oz. 40.6

Intercepting kit 70 bar-1000 psi h.p. pipe line, complete with h.p. hose 500 mm-19.7", ball valve G 1/2" F-F and 2 brass compression fittings 1/2" M- \varnothing 12 mm-0.47".



ZX.0235

gr. 1300 / oz. 45.9

Intercepting kit 120 bar-1750 psi h.p. pipe line, complete with h.p. hose 500 mm-19.7", ball valve G 1/2" F-F and 2 zinc plated steel compression fittings 1/2" M- \varnothing 14 mm-0.55".




Optional

• End line kits

ZX.0124

gr. 400
oz. 14.2


H.p. end line kit for 70 bar-1000 psi pipe line, automatic drain valve, 1500 mm-59.1" l.p. hose, drain valve G 1/2" F inlet 1/2" M- \varnothing 12 mm-0.47" brass sleeve.



ZX.0124/ZB

gr. 480
oz. 17.0

H.p. end line kit for 70 bar-1000 psi pipe line, automatic drain valve, 1500 mm-59.1" l.p. hose, drain valve G 1/2" F, inlet 1/2" M- \varnothing 12 mm-0.47" zinc plated steel sleeve.



ZX.0124/SS

gr. 400
oz. 14.2


H.p. end line kit for 70 bar-1000 psi pipe line, automatic drain valve, 1500 mm-59.1" l.p. hose, drain valve G 1/2" F inlet 1/2" M- \varnothing 12 mm-0.47" SS AISI 316 sleeve.



ZX.0236

gr. 480
oz. 17.0

H.p. end line kit for 120 bar-1750 psi pipe line automatic drain valve, 1500 mm-59.1" l.p. hose, drain valve G 1/2" F inlet 1/2" M- \varnothing 14 mm-0.55" zinc plated steel sleeve.



ZX.0585

gr. 500
oz. 17.7

H.p. end line kit for 120 bar-1750 psi pipe line automatic drain valve, 1500 mm-59.1" l.p. hose, drain valve G 1/2" F inlet 1/2" M- \varnothing 14 mm-0.55" SS AISI 316 sleeve.



Optional

• Solenoid valves

IT.0046

gr. 820
oz. 29.0

H.p. 2 way solenoid valve 230 V 50/60 Hz, 68 bar-1000 psi, G 3/8" F-F, N/O (normally open).

Ss seat valve, max flow rate 53 l/min 14.00 USGpm at 4 bar-60 psi.



IT.0047

gr. 800
oz. 28.3

H.p. 2 way solenoid valve 230 V 50/60 Hz, 68 bar-1000 psi, G 3/8" F-F, N/C (normally closed).

Ss seat valve, max flow rate 53 l/min 14.00 USGpm at 4 bar-60 psi.



IT.0048

gr. 800
oz. 28.3

H.p. 2 way solenoid valve 24 V 50/60 Hz, 80 bar-1150 psi, G 3/8" F-F, N/C (normally closed).

Ss seat valve, max flow rate 53 l/min 14.00 USGpm at 4 bar-60 psi.



IT.0049

gr. 1050
oz. 37.1

H.p. 2 way solenoid valve 230 V 50/60 Hz, 80 bar-1150 psi, G 1/2" F-F, N/C (normally closed).

Ss seat valve, max flow rate 108 l/min 28.50 USGpm at 4 bar-60 psi.



IT.0050

gr. 1050 / oz. 37.1

H.p. 2 way solenoid valve 24 V-50/60 Hz, 80 bar-1150 psi, G 3/8" F-F, N/C (normally closed).

Seat valve, max flow rate 108 l/min 28.50 USGpm at 4 bar-60 psi.



ZX.1132

gr. 2000 / oz. 70.6

Solenoid valves kit, for flow rates up to 15 l/min 4.00 USGpm 24 V



ZX.1130

gr. 2000 / oz. 70.6

Solenoid valves kit, for flow rates from 16 to 40 l/min 4.20-10.50 USGpm 24 V



IDROBASE®

PASSION FOR WATER 



idrobaser®

www.idrobaser.com



perfectcool®

www.perfectcool.it



idrotech®

www.idrotech.com



club dei riparatori®

www.sparesclub.com

35010 BORGORICCO (PD) ITALY -

Via dell'Industria, 25

Phone +39 049 9335903 - Fax +39 049 9335922

idrobaser@idrobaser.com

www.idrobasergroup.com

